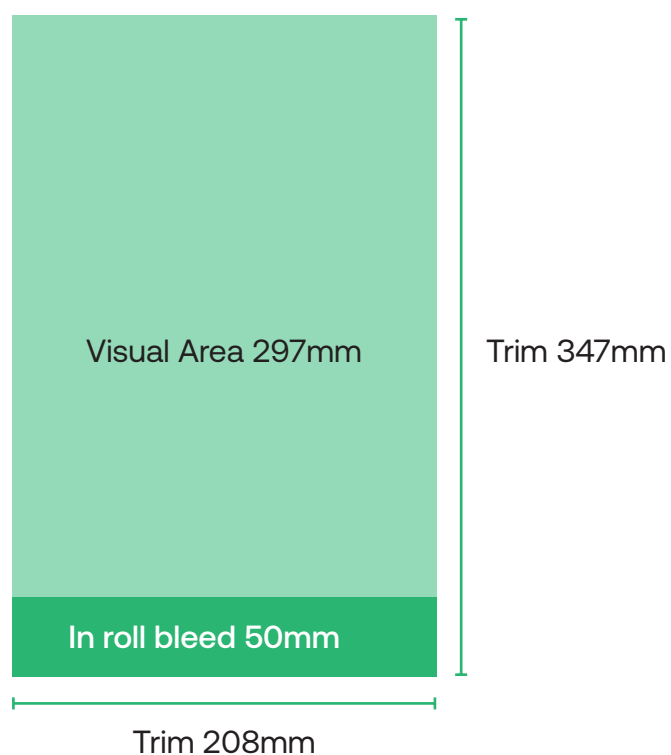


208mm - A4 MINI PULL UP BANNER SPECS



CLARKE
MURPHY
PRINT

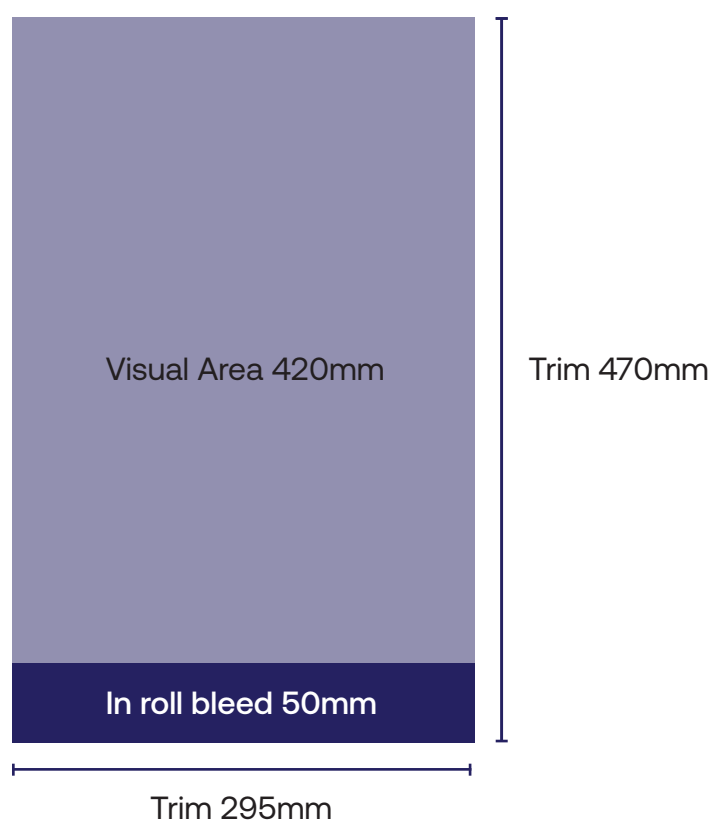


Artwork should be set to a trim size of **347mm x 208mm**
Visual Area is **297mm x 208mm**
A full bleed of **50mm** is required for the bottom
A minimum **5mm** bleed is required on the sides and top

295mm - A3 MINI PULL UP BANNER SPECS



CLARKE
MURPHY
PRINT



Artwork should be set to a trim size of **470mm x 295mm**
Visual Area is **420mm x 295mm**
A full bleed of **50mm** is required for the bottom
A minimum **5mm** bleed is required on the sides and top

600mm PULL UP BANNER SPECS



CLARKE
MURPHY
PRINT



Artwork should be set to a trim size of **1800mm x 600mm**

Visual Area is **1600mm x 600mm**

Note: No critical image should be placed within **30mm** of the top

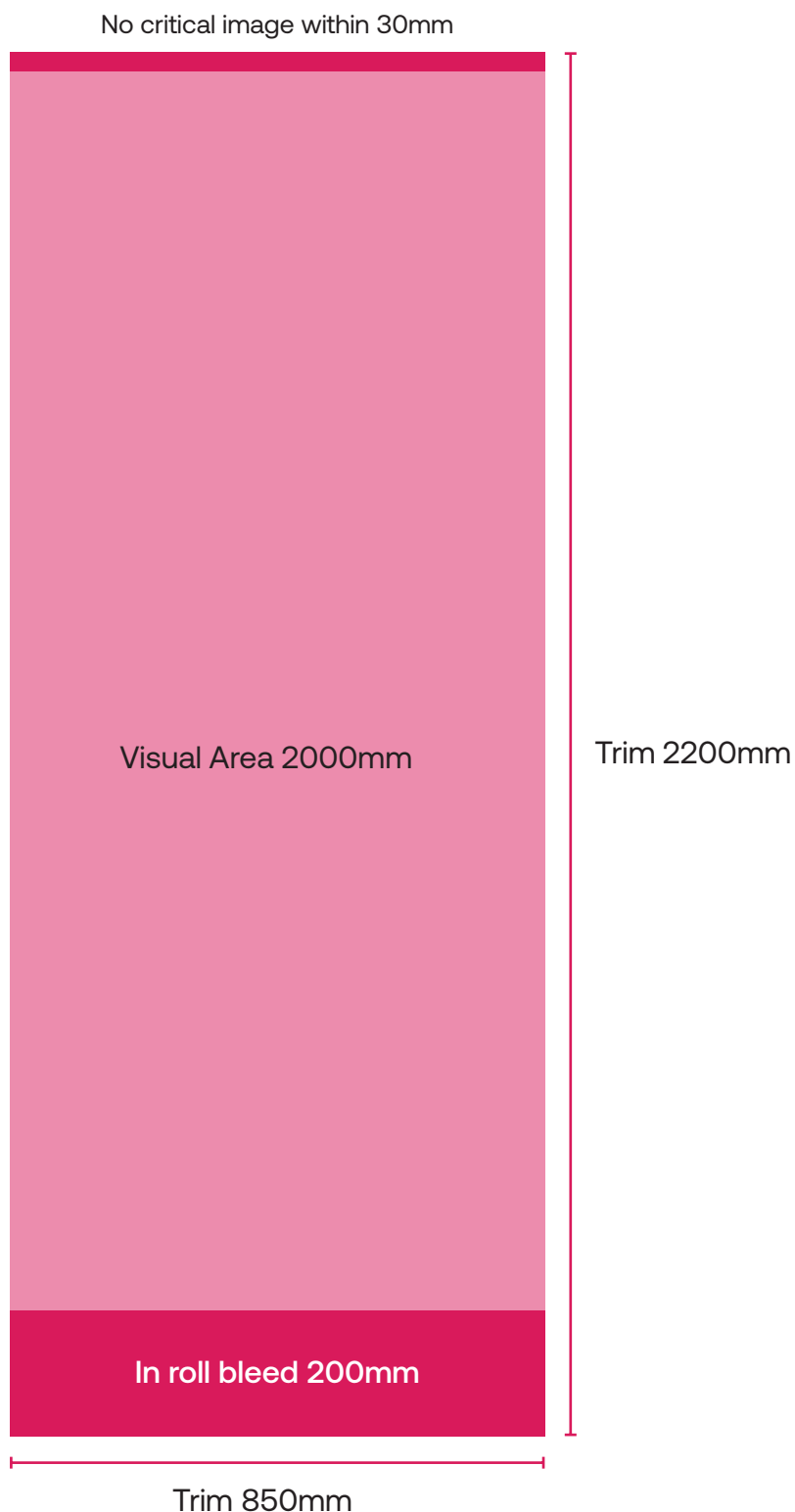
A full bleed of **200mm** is required for the bottom

A minimum **5mm** bleed is required on the sides and top

850mm PULL UP BANNER SPECS



CLARKE
MURPHY
PRINT



Artwork should be set to a trim size of **2200mm x 850mm**

Visual Area is **2000mm x 850mm**

Note: No critical image should be placed within **30mm** of the top

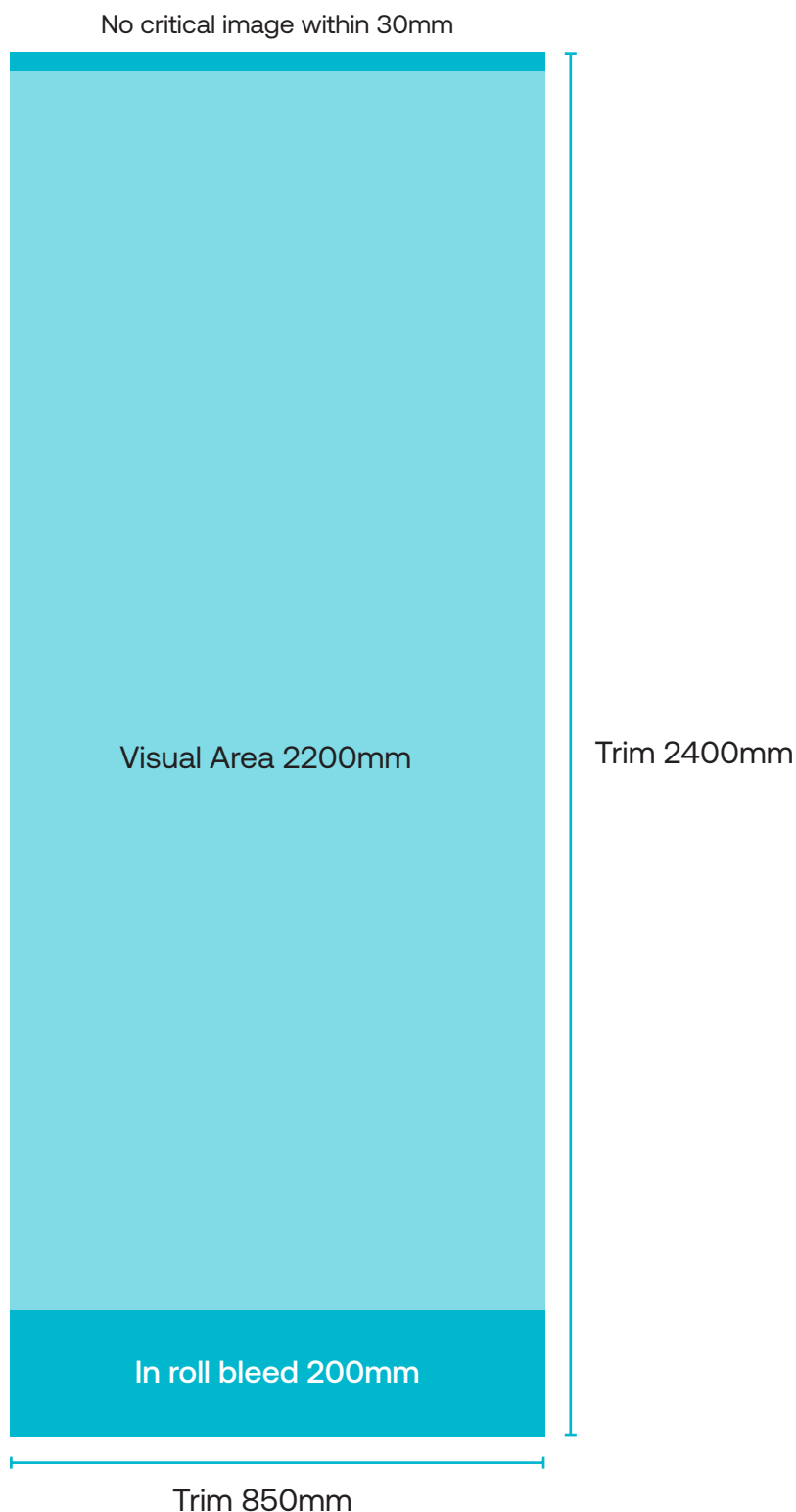
A full bleed of **200mm** is required for the bottom

A minimum **5mm** bleed is required on the sides and top

850mm PULL UP BANNER BUG SPECS



CLARKE
MURPHY
PRINT



Artwork should be set to a trim size of **2400mm x 850mm**

Visual Area is **2200mm x 850mm**

Note: No critical image should be placed within **30mm** of the top

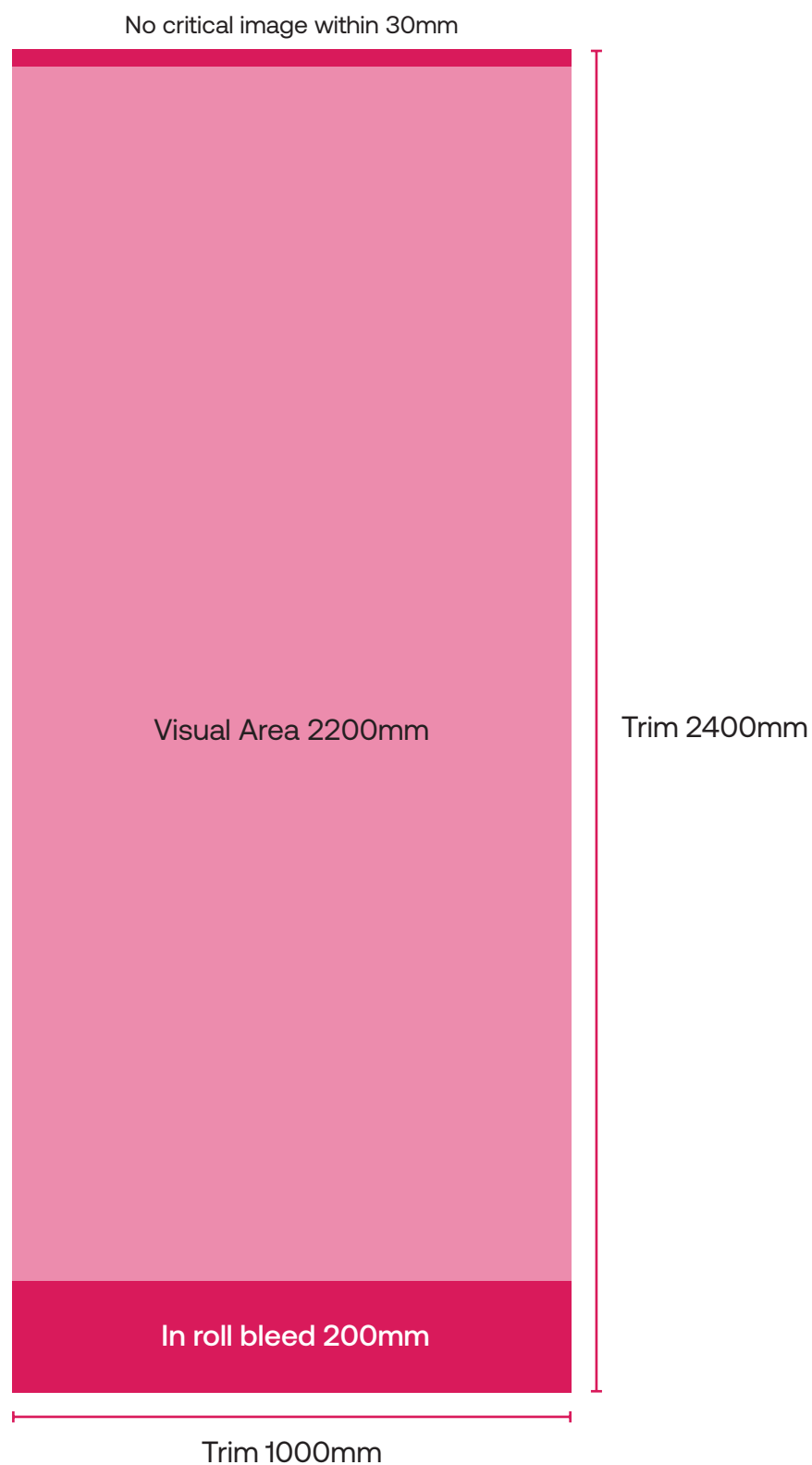
A full bleed of **200mm** is required for the bottom

A minimum **5mm** bleed is required on the sides and top

1000mm PULL UP BANNER SPECS



CLARKE
MURPHY
PRINT



Artwork should be set to a trim size of **2400mm x 1000mm**

Visual Area is **2200mm x 1000mm**

Note: No critical image should be placed within **30mm** of the top

A full bleed of **200mm** is required for the bottom

A minimum **5mm** bleed is required on the sides and top

1200mm PULL UP BANNER SPECS



CLARKE
MURPHY
PRINT



Artwork should be set to a trim size of **2400mm x 1200mm**

Visual Area is **2200mm x 1200mm**

Note: No critical image should be placed within **30mm** of the top

A full bleed of **200mm** is required for the bottom


A minimum **5mm** bleed is required on the sides and top

1500mm PULL UP BANNER SPECS



CLARKE
MURPHY
PRINT

No critical image within 30mm



Artwork should be set to a trim size of **2400mm x 1500mm**

Visual Area is **2200mm x 1500mm**

Note: No critical image should be placed within **30mm** of the top

A full bleed of **200mm** is required for the bottom

A minimum **5mm** bleed is required on the sides and top

1800mm PULL UP BANNER SPECS



CLARKE
MURPHY
PRINT



Artwork should be set to a trim size of **2400mm x 1800mm**

Visual Area is **2200mm x 1800mm**

Note: No critical image should be placed within **30mm** of the top


A full bleed of **200mm** is required for the bottom

A minimum **5mm** bleed is required on the sides and top

2000mm
PULL UP
BANNER SPECS



CLARKE
MURPHY
PRINT



Artwork should be set to a trim size of **2600mm x 2000mm**

Visual Area is **2400mm x 2000mm**

Note: No critical image should be placed within **30mm** of the top

A full bleed of **200mm** is required for the bottom

A minimum **5mm** bleed is required on the sides and top

2400mm PULL UP BANNER SPECS



CLARKE
MURPHY
PRINT



Artwork should be set to a trim size of **2400mm x 2400mm**
Visual Area is **2200mm x 2400mm**
Note: No critical image should be placed within **30mm** of the top
A full bleed of **200mm** is required for the bottom
A minimum **5mm** bleed is required on the sides and top

2900mm
PULL UP
BANNER SPECS



CLARKE
MURPHY
PRINT



Artwork should be set to a trim size of **2400mm x 2900mm**

Visual Area is **2200mm x 2900mm**

Note: No critical image should be placed within **30mm** of the top

A full bleed of **200mm** is required for the bottom

A minimum **5mm** bleed is required on the sides and top